





# PORTLAND PUBLIC SCHOOLS – FACILITY ADA ASSESSMENT

Sellwood 6-8  
August 31, 2009


## Site Accessibility

Parking	Where the route from accessible parking to the accessible entries passes through the vehicular route in the parking lot, provide detectable warnings where pedestrian and vehicular ways meet, and provide a striped route across the vehicular way to the curb ramp.	
Stair at Cafeteria to Play Yard	Replace existing handrails with handrail with top and bottom extensions (approximately 22 lf of rail.)	

## Accessible Route & Features

Main Entry	Custodial staff noted a parent request for an automatic door operator from exterior. Although not required to meet accessibility per code, if provided it will increase access.	
Elevator	Provide an elevator at the main east-west ground floor corridor, to serve the cafeteria, first floor and second floor. It appears that there is space available in the corridor at the north-east corner of the cafeteria that would allow a 4-stop elevator with doors at corridor and cafeteria sides to provide required access.	
Northeast Stair	Provide replacement handrails with extensions at the stair between classrooms 123 and 127 (approximately 122 lf of rail.) Replace the interior door hardware to provide lever handles in place of the thumb latches.	
Girls ADA ground floor restroom	Lower one coat hook within the ADA stall to 48" AFF.	



<p>Stage / Gym Office 149</p>	<p>Provide lever hardware on the door from the stage to the lift (stage side.) Remove the wall-mounted cabinet within 18" of the stage side of the door to the lift. Review the kick plate at the lift side of the door to the stage. (Currently it blocks toe extension to the face of the door, making reaching the lever more difficult. However, the hardware installed allows the door to unlatch with pressure on the kick plate, in response to previous needs of a particular student. In the future it may be necessary to replace the kick plate with one flat to the door to serve other students effectively.)</p>	
<p>Library/Media Center</p>	<p>Provide lever hardware to replace thumb latches at the doors. Sloped floor access from the south hallway shallower than 1:20 provides access to approximately one half the floor area of the library. Provide a lift (possibly in place of one set of 3R stairs) between the library half of the room and the media center side of the room.</p>	
<p>Psychologist</p>	<p>Provide lever hardware on the doors to the office and restroom between classrooms 321 and 325.</p>	
<p>Student Services, Solutions Room</p>	<p>Provide lever hardware on door to solutions room.</p>	
<p>Sun Office</p>	<p>Provide lever door hardware.</p>	
<p>Classrooms</p>	<p>Provide lever hardware typical at classrooms where knobs exist. (Approximately 24 classrooms.)</p>	

Plumbing Elements

<p>Girls Shower 153</p>	<p>Provide one accessible toilet stall, lavatory, shower with grab bars and controls in reach range, and accessories.</p>	
<p>Boys Shower 152</p>	<p>Provide one accessible toilet stall, lavatory, shower with grab bars and controls in reach range, and accessories.</p>	
<p>Staff Restroom</p>	<p>Provide an accessible staff restroom on the ground floor. (Consider switching one staff restroom space outside the existing accessible girls &amp; boys restrooms at the main entry with the janitor closet to the south to provide one accessible unisex staff restroom.)</p>	





Home Economics 119	Provide a sink at 34" with accessible sink controls. Provide a washer/dryer with controls in reach range if students will use the appliance without teacher assistance.	
Art 135	Provide a sink at 34" with accessible controls.	
Science 137 & 141	Provide a sink at 34" with accessible controls.	
Girls restrooms 1 <sup>st</sup> and 2 <sup>nd</sup> floors	Provide an accessible stall with toilet and grab bars, lavatory, and accessories. Provide ADA door clearance at entry, including relocating the door. (It may be necessary to borrow space from the adjacent PTA or AV Storage rooms.) Alternatively, provide a unisex student restroom at the first and second floors.	
Boys restrooms 1 <sup>st</sup> and 2 <sup>nd</sup> floors	Provide an accessible stall with toilet and grab bars, lavatory, and accessories.	
Corridors 1 <sup>st</sup> and 2 <sup>nd</sup> floors	Replace one existing dual drinking fountain with a high-low accessible drinking fountain on both the first and second floors.	
Staff Workroom 205	Provide a sink and counter at 34" high.	

Communication Elements

Signs	Provide signs at new accessible restrooms (using 60" max to bottom of the top line of text and 48" max to the bottom of Braille.) Verify accessible signs at common spaces. If signage is provided at classrooms, provide accessible signage.	
Signs	Provide signs to accessible lift outside the gym office 149 and outside the door to the lift from the stage.	
Classroom Telephones	Classroom telephone heights vary, but many exceed 54" now to the top of the rotary dial. Relocate phones as requested by staff to 48" maximum to controls.	
Main Entry	PPS facility summary indicates the main entry door is locked from the exterior during the daytime. Provide a two-way audio/visual communication device to the office for access when locked.	
Gymnasium (/Auditorium)	Provide assisted listening devices.	



Special Spaces, Built-in Elements & Recreational Facilities

Play Fields	Provide one bench in the locker with seat 20-inches deep and 42-inches long with back support at each sports field.	
Girls Shower 153	Provide one bench in the locker room with seat 20-inches deep and 42-inches long with back support, ideally nearest to the showers.	
Boys Shower 152	Provide one bench in the locker room with seat 20-inches deep and 42-inches long with back support, ideally nearest to the showers.	
Home Economics 119	Provide a work counter 34" high and 30" beside the accessible sink counter.	
Main Office 207	Remodel the transaction counter to provide a 34" high and 36" long section.	
1 <sup>st</sup> Floor Corridor at 203A	If it is higher than 36 inches, modify the ticket window to provide a transaction counter at 34" high.	

Field Notes:

1. A privacy indicator would be useful on the staff shower within room 149.
2. A potential spot for unisex student or staff ADA restroom may be in the storage room outside the second floor landing of the southeast stair, or a portion of the entry hall to the boys restroom on first and second floors, or a portion of the storage room nearby the northwest stair on the first and second floors.
3. Access to the Small Gym will be through doors to the cafeteria if an elevator is provided to the cafeteria.

